

PSPO APPLICATION – EVIDENCE

Compiled by	Gemma Robinson, Community Safety Data & Insights Officer, SBC	Owner	Carl Robinson, Public Protection Director SBC
Version	2.2	Date	24 th June 2019
Protective Marking & Handling	Official		

Aim & Purpose

The aim of this report is to provide details of incidents and volumes occurring in the proposed PSPO area.

Limitations

Due to the methods of data extraction and anomalies with geocoding of data, any figures provided within this report should be treated as unaudited.

Figures provided are accurate at time of productions but may vary, with reclassifications and late recordings.

Any maps within this document are reproduced from the Ordnance Survey mapping with the permission of the Controller of her Majesty's Stationery Office Crown Copyright.

Unauthorised reproduction infringes crown copyright and may lead to prosecution or civil proceedings. License No. 100019680

PSPO Proposed Area V2

Following an Executive Board meeting on the 11th June 2019. It was requested evidence be provided to include additional areas.



Figure 1 PSPO Area

Local Demographics

The population of Southend on Sea district is 181,800 (ONS July 2018) and home to 7.6% of Essex residents. There are 110,651 (61.5%) adults between the ages of 16-64. There were 4,200 students and 2,900 retired people between July 2016 and June 2017.

The 2011 Census showed that the population density per hectare was 39.4 (based on residents 164,373 and area hectares of 4,175.60).

Key information and intelligence about Southend residents and communities including population estimates and forecasts, census information, and the Index of Multiple Deprivation:-

- The Office for National Statistics (ONS) estimates the total population of Southend on Sea was 181,800 in 2017.
- Period 2017/18, there were 87,400 aged 16-64 who were in employment (employees and self-employed).
- January to December 2017 there were 7,600 households that were workless, which is 13.5% of the total households (ONS 2017).
- There were 3,865 claimants of work benefits (December 2018 ONS).
- The Office for National Statistics (ONS) estimated the Jobs Density in 2017 as 80,000.
- 26.4% of children in low income families in Southend this compares to 17% for England.
- 87% of residents in Southend classify themselves as White-British. This compares to 79.8% for the whole of England (ONS - 2011 Census).

Areas shaded red to orange show highly deprived areas. The yellow indicates areas of average deprivation and the green shows the least deprived neighbourhoods¹.

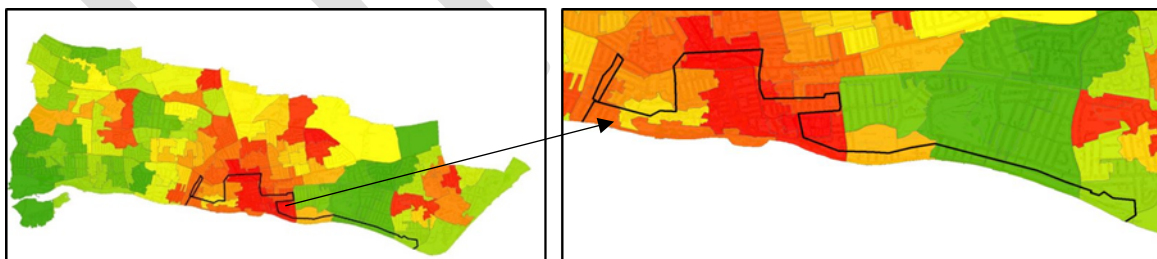


Figure 2 Indices of Deprivation

¹ The Indices of Deprivation 2015 provide a set of relative measures of deprivation for small areas (Lower-layer Super Output Areas) across England, based on seven domains of deprivation.

The domains were combined using the following weights to produce the overall Index of Multiple Deprivation:

- Income Deprivation (22.5%)
- Employment Deprivation (22.5%)
- Education, Skills and Training Deprivation (13.5%)
- Health Deprivation and Disability (13.5%)
- Crime (9.3%)
- Barriers to Housing and Services (9.3%)
- Living Environment Deprivation (9.3%)

Intelligence

Essex Police Performance data is designed to provide an understanding of how Southend is performing within each crime type. The below table relates to Anti-Social Behaviour (ASB) rolling 12 month figure (a 12 month period ending at the last day of the latest month).

Southend district currently illustrates an 8% reduction of ASB borough wide.

Southend												
Rolling 12 Months to May												
Top Level		Offences				Solved Outcomes				Solved Rates %		
Crime Type	% DA	2018	2019	# diff.	% diff.	2018	2019	# diff.	% diff.	2018	2019	% pt.
Figure 3 Essex Police Performance Data												

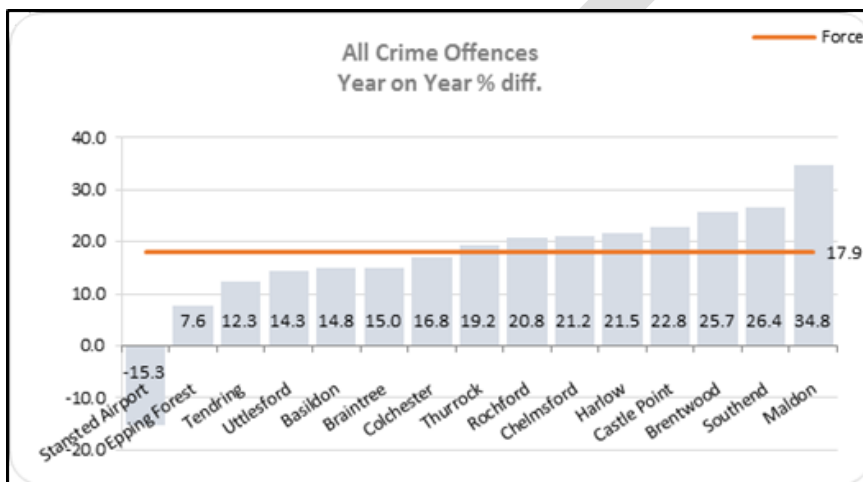


Figure 4 Essex Police Year on Year % Difference

However, Southend has 26.4% year on year difference of all crime offences. This makes Southend-on-Sea above average across all of Essex

The 2018/19 SIA identified the Town Centres to be hotspot area for crime and anti-social behaviour. It was made a priority for the Community Safety Partnership, to focus on and reduce trends in this area. These findings was reiterated in 2019/20 SIA.

Problems identified by professionals for the town centre included (but not excluded to);

- Street Drinking
- Begging/Vagrancy
- Rough Sleepers
- Youth ASB
- Shoplifting
- Drug Activity

Problems identified by residents included (but not excluded to);

- Drug Activity
- Anti-Social Behaviour
- Knife Crime

The Community safety unit received 342 ASB complaints between 01st April 2017- 31st March 2019 (**Appendix 1**). Of that 349, 20.1% of complaints related to begging/Vagrancy within the PSPO area.

A further 8% of complaints related to street drinking, substance misuse and substance dealing. Numbers may be significantly higher than recorded as many residents of these areas contacted their local Councillor and was reported via emails. Alexandra Bowling Green and the Cliffs are known areas for street drinking, substance misuse and rough sleeping. Both areas have been reported by residents to local MP James Duddridge.

Alexandra Bowling Green residents complained via Email from August 2018 onwards citing rough sleepers, anti-social behaviour, criminal offences, loud music, rubbish, urinating/defecation, drug deals. An action plan was developed to reduce crime and disorder in this area, including closing the public toilets for a time to prevent the attraction to the area and any potential drug dealings, however it is an area that remains a priority for patrols by both police and community safety and complaints are still received.

The Cliffs is in a conservation area and is an attraction for residents and visitors overlooking the seafront, pier and close to the high street. This is a popular area for unauthorised encampments and can be associated with other ASB issues such as urination/defecation, litter, noise and street drinking/substance misuse. Between November 2018 to April 2019, Southend Council Parks Team, has issued 10 Occupation Land of Notices to Southend Cliff Gardens and surrounding areas.

Southchurch Hall Gardens had previously requested a DPPO (Designated Public Protection Order) in 2010, due to street drinking. However, the numbers reported to Police and Council was too low to evidence disorder and nuisance. However, locals continued to report this issue and other ASB nuisance at resident meetings. In July 2017 Restorative Justice became involved inviting both professionals and street drinkers to sit together and discuss a way forward. A range of actions was discussed (**Appendix 3**) on how to improve the area;

this included CCTV, crime prevention design, residential ownership, possible PSPO, designated area for drinking. The area still suffers with drinking, littering (including drug paraphernalia) and is discussed at Local Community Meetings. Between April 2018 – March 2019 Veolia did not report any discarded drug litter at Southchurch Hall Gardens, however in April and May 2019 they report 13 discarded drug litter. It is also an area known to responsible authorities for youth's substance misuse. Joint patrols between Southend Council Community Safety and Street Engagement Team take place plus the Police have this on patrol priority.

In 2016-17 Southend attracted many car cruising events (**Appendix 4**), an injunction was secured by Southend Borough Council to prohibit these events which have not been authorised by Essex Police or the Council. In a 1 year period 15 events was recorded. On the 21st September 2017 a Borough wide injunction was obtained. Since this order has been obtained, Southend Council has noted a significant reduction in these type of offences in this area. However, Southend Borough Council Highways department are considering traffic calming issues along Thorpe Bay Esplanade as vehicle nuisance is rising in this area. This area provides parking and green space which can allow for ASB. Complaints have been received by Councillors for associated noise and nuisance. So far this has been responded to with a temporary CCTV camera plus a partnership operation was hosted by SBC Highways to help understand the issues.

In November 2016, York Road was identified as the first residential street of the greatest demand to statutory authorities. This is due to the road having a transient population with many vulnerabilities. A day of action was created, bringing together a multiple of agencies to provide advice, information and support to residents. These days of actions were repeated and included a day of action hosted by SBC Make Southend Sparkle to help clean the area. The area still remains a challenge with local residents citing at Local Community Meetings ongoing issues with drugs and use of weapons. This area is also a challenge for services and is a peak area regarding fly tipping/street cleansing SBC reports (see figure 2). CCTV has recorded 1329 incidents on/near York Road between 1st April 2018 and 31st March 2019, 22% of these was related to Crime, 17.3% of these was related to Public Safety & Welfare and a further 8.2% was related to ASB.

Hamlet Court Road is an area of concern for substance misuse, begging, rough sleeping, street drinking as identified by Operation Hamlet (**Appendix 5**). These reports are further reported in Local Community Meetings, with residents citing continual drug activity in Ceylon

Road Car Park, Station Road and Palmerstone Road. The toilets are also raised as a concern for drinking and drug taking. Veolia report (**Appendix 9**) 1056 discarded drug litter at Hamlet Court Road Toilets between April 2018 – May 2019 and a further 61 rough sleepers in this location. Residents further report homeless people living in tents and the ‘abundance’ of rubbish that is created by these encampments.

In October 2018 a High Street Summit was arranged to discuss ways of making Southend High Street safer by tackling crime and disorder, including ASB and to make it more appealing to residents and visitors. An action plan was created (**Appendix 7**) as was a Town Centre Task & Finish Partnership Group (STCPG). The STCPG identified what their agencies priorities are and what impact they have on the Town plus the work they have completed to help reduce the problem (**Appendix 8**). An action day was hosted in the high street on 14th November 2018, ASB youth nuisance, rough sleeping, substance misuse and begging was some of the findings (**Appendix 6**). At Local Community Meetings the majority of ASB is reported to be on the High Street, particularly around the Forum Area. Residents noted there is an increase in drug activity & begging around this area. They further commented they had noticed tents being erected in Short Street Carpark and the back of Marine Plaza Development. Priorities for residents include;

- Increased visibility re drug dealing & anti-social behaviour at identified locations
- York Road

Although a High Street Action Plan was created, issues continue CCTV have recorded 17260 incidents between 1st April 2018 and 31st March 2019 in the PSPO area:

CCTV INCIDENT TYPE	No. of Incidents
ASB	1501
Crime	3102
Download footage	1
Intel/information	1328
Local Authority Issues	203
Drugs - Adults	1277
Drugs - Youths	3098
Potential Evidence	2965
Public Safety & Welfare	2965
Transport	820
Grand Total	17260

Figure 5 CCTV Incident Type

My Southend is a reporting method for residents to inform the Council of issues in their area. Between 1st April 2018 – 31st March 2019 the Council received 1634 fly-tipping or street

cleansing reports between 1st April 2018 -31st March 2019. Hotspot analysis was conducted on the data. It is evident most of the reports are associated with the Town Centre, York Road, Station Road and Hamlet Court Road.



Figure 6 Hotspot Analysis of My Southend Fly-Tipping or Street Cleansing Reports

Make Southend Sparkle Coordinator from SBC Parks team has coordinated 45 Litter picks from 1st April 2018 – 28th February 2019 in the PSPO area and collected 102 Rubbish bags – an average of 2 and a quarter bags per pick

Appendix 1 Community Safety Unit Received Complaints

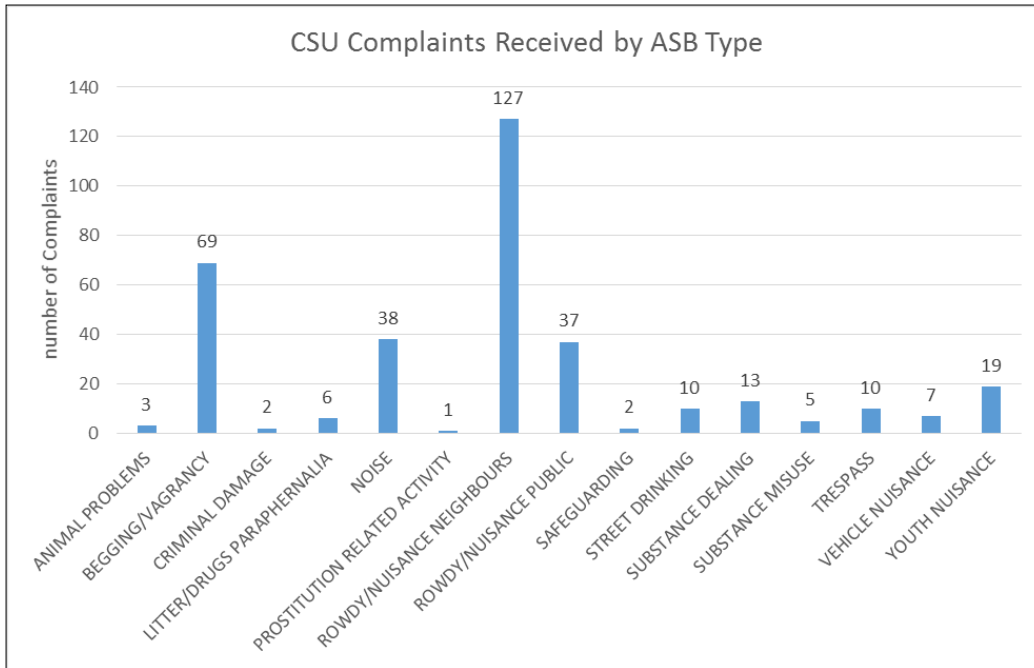


Figure 7 CSU ASB Complaints Received

WARD	No. of Reports
KURSALL	74
MILTON	188
THORPEBAY	11
VICTORIA	68
WEST SHOEBURY	1
Grand Total	342

Figure 8 CSU ASB Complaints Received by Ward

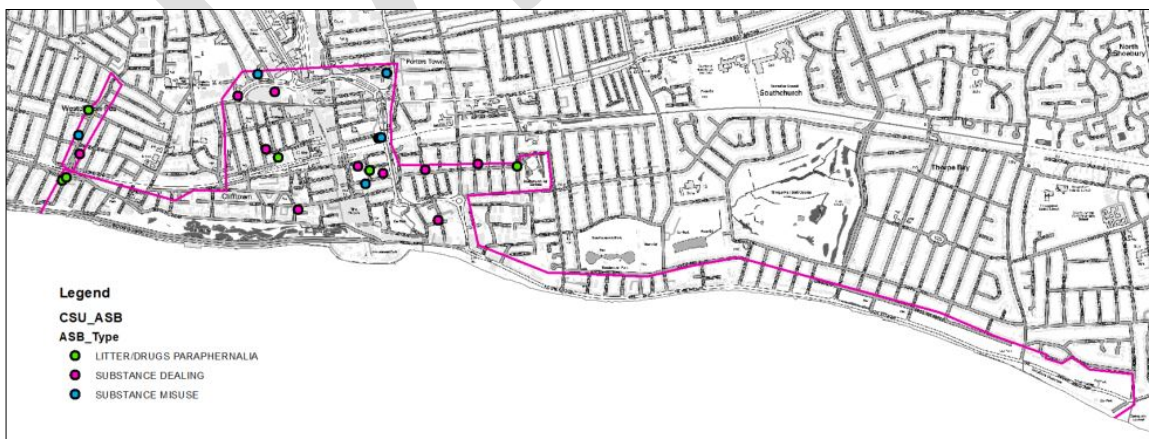


Figure 9 CSU Complaints received by Substance Misuse & Drug Paraphernalia

Appendix 2 Community Safety Recorded Incidents

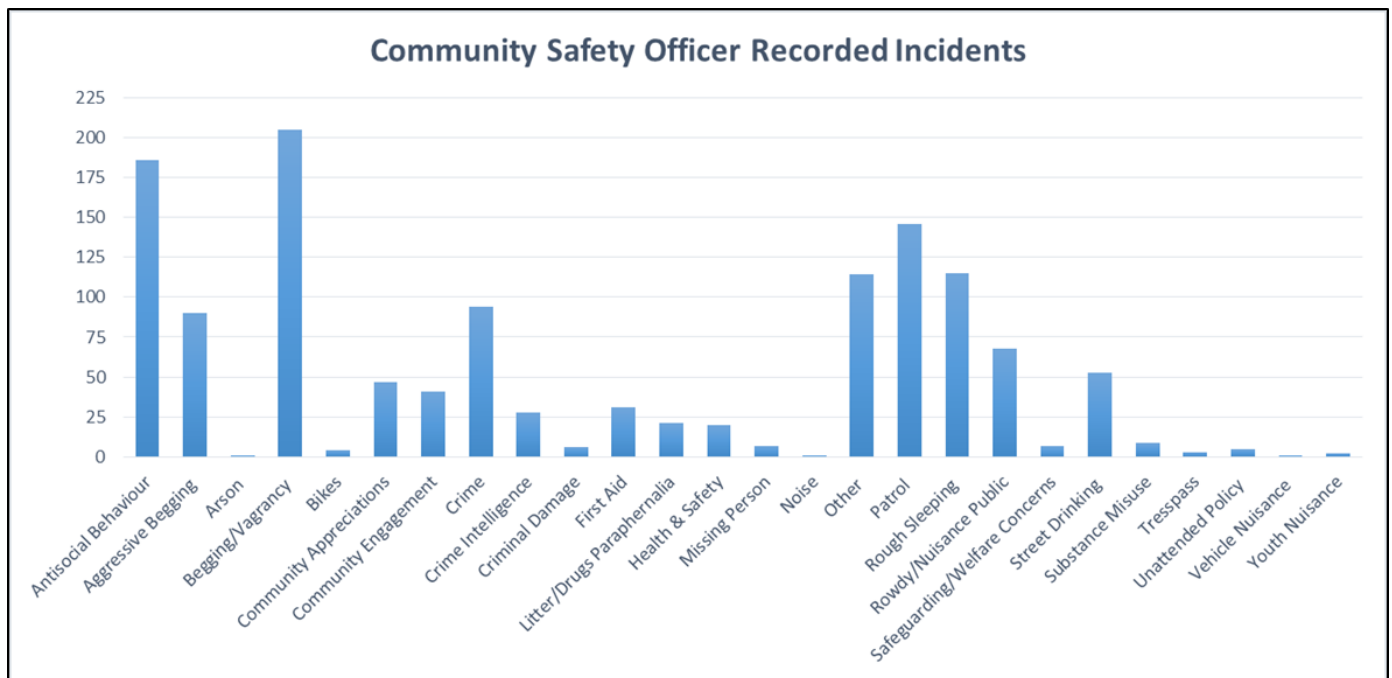


Figure 10 CSU Detected ASB Incidents

Between 13th October 2018 – 30th April 2019, Community Safety Officers have recorded 1305 incidents²

- 15.7% of recorded incidents relate to Begging/Vagrancy
- 14.2% of recorded incidents relate to Anti-Social Behaviour
- 8.8% of recorded incidents relate to Rough Sleeping

² The majority of these reports relate to Southend Town Centre, however some incidents may relate to targeted patrols. Due to the way the data is currently collected, it is not possible to separate the two
NOTE: Community Safety Unit employed Community Safety Officers to tackle anti-social behaviour on Southend High Street and nearby areas. An interim team – Stambridge was employed whilst SBC CSOs was recruited. Data has been combined.

'Other' has been recorded by Stambridge

Appendix 3 Southchurch Community Meeting Actions

Action
Issue fines to drinkers
contact designing out crime officer
Put a PSPO on the park
reduce the strength campaign'
Engage with housing re the behaviour of their tenants
Designated area for drinking which is safe
Don't shut gates at night
Make fences higher and stronger
hire a security firm to close park at night and make people leave at closing time
Introduce more bins
put up boards in the park which can: <ul style="list-style-type: none"> - advertise events coming up - explain the history of the site - give a guided tour of the park - provide information about the wildlife (i.e. the fish are not edible, don't feed bread to the ducks etc)
Organise events for families
Cut trees down to open the park up
Time team to visit
Introduce CCTV to the park
Close the toilets to prevent drug dealing in them
Introduce lighting at night
Restrict the type of alcohol sold in the area
Training in handling needles to be arranged for museum staff and SHIP
representatives from the users of the park to attend Local Community Meetings (LCMs)
users of the park to join SHIP
Fundraising for improvements to the park
Introduce frequent park patrols
collaboration between SHIP and SAVS to implement changes
work with other agencies
consider setting up a steering group to oversee and implement improvements

Appendix 4 Car Cruising

This section has been informed from a statement provided by an enforcement officer from Southend Borough Council and Essex Police data.

Southend-on-Sea is a location which attracts numerous car cruising events throughout the year. Car cruising can be described as a congregation of drivers and/or passengers of two or more vehicle who take part in the following:

- Driving in convoy
- Excess speed
- Racing other motor vehicles
- Performing stunts in a motor vehicle
- Sounding horns or playing radios
- Dropping litter
- Shouting or swearing at, abusing to threatening or otherwise intimidating another person.

Southend Borough Council has an injunction in place which prohibits events which have not been authorised by Essex Police or the Council, where there is excessive noise or where there is a danger to road users, pedestrians or property.

Southend Borough Council and Essex Police work together to ensure these events are carried out without major disruption to the local community. The team that is deployed from Southend Council and Essex Police aim to engage with those who attend the events, provide advice about acceptable behaviour at the events and provide explanation note relating to any injunctions that may be in place.

Enforcement Officers from Southend Council have recorded 15 events from October 2016 to September 2017.

Essex Police Roads Policing Team run an operation which deals with those who are prepared to drive dangerously and/or in an anti-social manner.

Working with local officers and other partners, and using experienced traffic officers in plain cars on late/ night shifts the Roads Policing team deal with drivers for a range of offences such as racing on the highway, careless driving and various construction & use offences. An important element of the Operations and the associated press releases and media work is to not alienate all car enthusiasts, taking the approach of we will respect people's right to assemble but not tolerate any dangerous or anti-social driving.

In addition to using plain cars (some of which are equipped with video cameras to record footage of offenders poor driving), they also use special sound meters to record the noise from illegal exhausts and provide an evidential sound reading to support a prosecution. The Road Policing team have also trained their Roads Policing Special Constables to issue the PSPO tickets which has been particularly effective in the lakeside area in dealing with spontaneous events and discouraging groups of individuals to gather causing a nuisance to local residence.

A Borough wide injunction was secured on 21/09/2017 to prevent attendees from arranging 'after parties' at another location, often industrial estates, and to prevent their involvement in racing, drifting or other dangerous driving activities.

DRAFT

Appendix 5 Operation Hamlet

Operation Hamlet, 26th September 2018

Summary Report



Introduction:

Hamlet Court Road was made a priority area following challenges identified in and around surrounding residential streets. The initial recommendation was to address a number of concerns through;

- Respect Surveys (or similar) with residents of Station Rd
- Fire Safety checks in HMO's
- Visible Police Patrols
- Outreach work with displaced Street Community
- Engagement with Retailers
- Street cleansing

Partners Demand:



Table 1:

Partners at

Operation Hamlet

APCOA	Environmental Health	HARP	Citizens Advice Bureau
Southend Police	Essex Police Media	STARS	57 West
Private Sector Housing	Southend Borough Council Media	Southend Vineyard	SBC Licensing
Public Health	CPTA*	Street Pastors	SBC Trading Standards
British Transport Police	Community Safety Unit	SSAFA*	Active Citizens
Street Engagement Team	Peabody	Age Concern	Hate Crime

CPTA – Crime Prevention Tactical Advisor

Community Safety Unit Includes, CCTV, SMAART & CSO

Blue	Police
Yellow	Southend Borough Council (SBC)
Green	SBC Commissioned Services
Orange	Charities

Agency	Time							
	10:00	11:00	12:00	13:00	14:00	15:00	16:00	17:00+
57 West								
Active Citizens								
Age Concern								
APCOA								
British Transport Police								
Citizens Advice Bureau								
Community Safety Unit*								
CPTA*								
Environmental Health								
Essex Police Media								
HARP								
Hate Crime								
Peabody								
Private Sector Housing								
Public Health								
SBC Licensing								
SBC Trading Standards								
Southend Borough Council Media								
Southend Police								
Southend Vineyard								
SSAFA*								
STARS								
Street Engagement Team								
Street Pastors								

Where agencies did not sign out, it is assumed they worked the day.



Summary of Partners Activity;

Findings;

DRAFT



Drug Dealing	Fly Tipping	Speeding Vehicles
Homelessness	Drug use	Dog Fouling
Noise Nuisance	Homophobic Hate Crime	Begging
Criminal Damage	Rubbish	Weapon Concerns
Street Drinking	ASB	Street Cleansing

Appendix 6 Operation High Street

Operation High Street, 14th November 2018

Summary Report

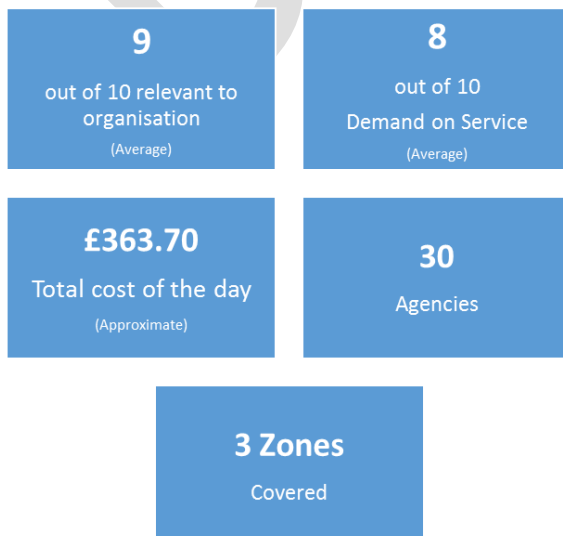


Introduction:

Operation High Street was made a priority area following challenges identified in and around surrounding area. The initial recommendation was to break the area into 3 zones and address a number of concerns through;

- Respect Surveys (or similar) with residents
- Fire Safety checks
- Visible Police Patrols
- Engagement with Retailers

Partners Demand



Summary of Partners Activity;

Engaged with Public	Op Censor	Trading Visits
CCTV Radio Scheme & Signage	Outreach Work	Benefit Information
Engagement with Public at Gazebo	Parking	Prayer Walks
Patrols	Street Surveys	Engagement with Retailers

Findings;

Substance Misuse	Pavements Uneven	Cycling
Homelessness	ASB Youths	ASB
Fly Tipping	Lack of Public Toilets	Begging

Agencies included;



Appendix 7 High Street Summit Action Plan

Action: Ensure structures are in place to end rough sleeping in High Street (medium and longer term outcomes to be added soon)					
Owners: Glyn Halksworth/			Timeframe: By 31/10/18		
Resources required: Rough Sleeper initiative specialist outreach workers					
Tasks	Task owner	Deadline	Milestones / updates	Status	
1. Visible multi-agency patrols					
1.1. Continue current commitment and increase frequency	Glyn Halksworth	Ongoing	27/9/18- Joint High Street outreach conducted 28/9/18- Rough Sleeper count conducted 14/10/18- Op High Street - Town Centre Multi-Agency Day Of Activity booked for 14/11/18 which will also include the Joint High Street Outreach Team (multi agency approach) 19/10/18- Frequency of Joint High Street outreach patrols increased to every 2 weeks. Future dates confirmed.		
1.2. Ensure Street Ranger Support contributes to visible multi agency patrols	Elsa Moore Alison Dewey	08/10/2018	08/10/2018- Street Ranger contribution agreed for future visible multi- agency patrols 12/10/18- WhatsApp group set up for outreach services, patrols and other relevant agencies to liaise on a daily basis, including up to date information as to number of emergency bed spaces available for rough sleepers.		
1.3. Operation Reflex (Police)	Inspector Ian Hughes	Ongoing	Regular Patrols taking place Since May 2018 - 2 dedicated officers patrol Southend High Street to focus on Violence and Vulnerability and to work in partnership with a number of agencies within the Town Centre. 12/11/18- Update- Plan to dedicate a further 2 officers to Op Reflex in the new year when additional resources will be recruited (additional 6 officers) who will work opposite shifts to the existing pair to increase coverage.		
2.Improved interventions provided to street drinkers (Blue Light)					
2.1. Rough Sleeper Initiative implementation	Glyn Halksworth	15.11.18	01/10/18 Recruit to RSI posts 05/10/18 Sit up service developed and launched (provided by HARP) Work under way to recruit to 4 additional outreach worker posts & coordinator Initial street count held 19/11/2018 Additional 6 outreach posts now recruited, Coordinator post now recruited to. Initial street count conducted Sept 28th- All actions completed		
2.2. Develop treatment resistant drinker pathway	Glyn Halksworth / Jamie Pennycott / CCG	31.12.18	18/10/18- Research under way. - 28/5 - unknown update		

Outcome (b): ASB/Enforcement: Improve anti-social behaviour enforcement in the High Street/ Reduce, begging and associated ASB				
Action: (in addition to actions already described under rough sleeper element of this plan): Utilise pending increase in Police/ Community Safety Officers/resource, use powers of enforcement such as CBOs/ Increase range and efficacy of enforcement to street-drinkers				
Owners: Simon Ford			Timeframe: 31.10.18	
Resources required: Community safety enforcement team - investment to bring forwards				
Tasks	Task owner	Deadline	Milestones / updates	Status
1. Improve our understanding of best practice and enforcement options.				
1.1. Identify best practice	James Duddridge MP	08/10/2018	25/9/18- JD commissioned library brief from the House of Commons library	
1.2. Identify national guidance	James Duddridge MP	08/10/2018	08/10/2018- Correspondence received from HoC library which refers to a number of briefing documents which may be of assistance.	
1.3. Raise at House of Commons	James Duddridge MP	08/10/2018	28/5 - Unknown if completed	
1.4. Commission legal understanding of enforcement actions	John Williams / Elsie Anakwue	08/10/2018	20/9/18- Internal legal guidance commissioned regarding enforcement options/suitability	
1.5. Invite Minister to visit and witness local issues.	James Duddridge MP		28/5 - Unknown if completed	
2. Community Safety Enforcement Team				
2.1. Recruit team manager	Simon Ford	31/10/2018	Agency recruitment if required - commence recruitment 1/10/18	
2.2. Recruit 6 officers	Simon Ford	30/11/2018	TUPE Considerations (< 2 posts) underway ; commence recruitment of 4 FTE w/c/ 1/10/18 (using agency on temp basis if required) 10/10/18 Interim High Street Patrol Officers recruited, start date/Induction day 15/10/18 to commence patrols of town centre following induction day.	
2.3. Develop partnership induction /training	Simon /All	30/11/2018	10/10/2018 Agenda planned for first induction day (enforcement team) by way of it's a series of short briefings for the team by key staff whom they will be working with or supporting. More shadowing / training to follow.	
3. Utilise discretionary powers to require a person to stop drinking and confiscate alcohol or containers of alcohol from people who are consuming or about to consume alcohol in public places where the order is in effect				
3.1. No drinking zone signage to be updated and installed	Simon Ford	31.10.18	26/11/18- Update- New signage currently on hold, plan to refresh signage upon new PSPO introduction	
3.2. Ensure full understanding resource required to enforce and ensure this is programmed into service delivery of Community Safety Enforcement Team	Simon Ford	30.11.18	26/11/18 Update-The new team are currently being recruited. Research under way regarding the administration and financial element of having a FPN system in place. Completed and in place.	

4. Unattended rough sleeper belongings and tents				
4.1. Clarify/understand legislative powers to remove, store and return abandoned property (PSPO?)	Simon Ford/Carl Robinson		8/10/18 (see also above actions - James Duddridge) 4/10/18 (see also actions under development by T&F Group)	
4.2. Commission notices to sticker abandoned property	Simon Ford	12/11/2018	11/10/18 To follow outcomes from T&F Group 30/10/18 Draft Community Safety notices- under development 29/10/18 Community Safety notices finalised (action complete)	
4.3. Agree process for storing removed items	Carl Robinson		(See above T&F) 26/10/18 New location confirmed by which the Interim Community Safety Team will be based, Travel Centre (former café area) 26/10/18 Unattended items will be removed and stored at this site for collection or disposal. The interim team will manage this process.	
5. Better coordinate town centre support and enforcement activity				
5.1. Establish Task and Finish group	Glyn Halksworth Simon Ford	08/10/2018	28/9 - Dates circulated amongst key officers. First meeting to be held either w/c 1/10 or 8/10 depending on availability T&F group meeting booked for 4/10 4/10 T&F group held (powers and processes) - actions under development.	
6. Explore enforcement powers				
6.1. Ensure full understanding of available powers and of resource required to utilise these (ASB legislation, Vagrancy Act 1824)	Simon Ford / Insp. Ian Hughes	19/10/2018	(See T&F Group- actions being developed) - Completed	

Outcome (c): Communications: Improve communications to ensure a consistent approach and enable better understanding of key issues				
Action: Improve key messages and communications strategy to the wider community including local residents and businesses				
Owners: Adam Keating/ Nicola Laver			Timeframe: 30.11.18	
Resources required: TBD				
Tasks	Task owner	Deadline	Milestones / updates	Status
1. Tackle the common assumption that people who are begging are also homeless by communicating key messages about engagement/enforcement with the wider community including local residents and businesses				
1.1. Visual impact posters around ATMs	Adam Keating	5.11.18	11.10.18 Signage options being explored i.e. Keep your coins....I want change 31.10.18-Public information vans in High Street until 11 November Other external advertising (High Street and Odeon and digital bus stops) up from Mon 5 Nov for 2 weeks	
1.2. Launch the 'Support Southend' website	Alison Dewey/ Adam Keating	8.10.18	SBC officers to ensure sign off of website content by 8.10.18 30.10.18-Make a Change campaign launched (www.southendchange.co.uk) 20/11/18- Rangers have been busy handing Make A Change leaflets out to retailers to put out on the cash desks and larger posters to display in windows/staff rooms. Also, we are looking at creating a huge mural under the bridge with the campaign branding /artwork which should help to raise the profile of the campaign.	
1.3. Literature- Echo blog	Michael Sargood	30.11.18	22.10.18- Media launch of Community Safety Team completed with good coverage and reaction, generally positive response to team on social media	

2. Public relations/communication management.				
2.1. Recruit a Joint dedicated communications resource for 12 months	Ali Griffin	30.11.18	Agree investment from partners; recruit; worker in place 9/11/18-Funding has been secured from the council and the police for dedicated communications. This is paying for the campaign, the remainder will be used to engage the BID's PR firm to provide dedicated capacity on High Street comms and promotion. This will be complimented by the recent addition, Nicola, to the Council's comms team. This should provide adequate capacity for sustained activity but we will keep it under review.	
2.2. Partnership approach to engage with members of the community who want to help rough sleepers, encourage to work with us to enable 'buy in' to the strategic approach being led by the council and its partners	Glyn Halksworth Simon Ford Partners	30.12.18	1. Set meetings with soup kitchen providers to agree Council operational requirements and promote 'buy in' to Make a Change campaign. 28/5 - Unknown if completed 2. Meet with all commissioned homelessness and related support services 3. SHAN - presentation?	
3. Develop alternative giving platform				
3.1. Explore possibility of development of a 'community chest' to receive donations, which can then be disseminated to appropriate projects who work in support of the town centres' needs, including rough sleeping etc.	Glyn Halksworth / Adam Keating	15/10/2018	To be linked to Support Southend website / don't give campaign. Discussions ongoing between GH, Adam Keating and Alison Dewey in this respect. General agreement reached and good practice being explored from other local authorities. 18/10/18- Research and best practice has been sought from other authorities -development under way - 28/5 - Unknown if completed	

Outcome (d). Magnetism: Make the High Street feel safer and attractive to local community and visitors				
Action: (In addition to actions already described under rough sleeper element of this plan): Make Southend an attractive place for new business and leisure				
Owners: Carl Robinson / Scott Dolling / Emma Cooney			Timeframe: TBD	
Resources required: Community grants - High St Safety, culture; current contracts (Veolia, outreach etc.)				
Tasks	Task owner	Deadline	Milestones / updates	Status
1. Raise town centre profile and improve public image of the area				
1.1. Maintain Purple Flag status	Simon Ford	15/12/2018	01/10/18 Re-inspection - early December - Retained	
1.2. Commence community grant process to support High Street Safety at key events / night-time economy	Lee Watson	08/10/2018	01/10/18 Round one funding opportunities marketed; bids received and evaluated. 03/12/18 dates of provision being agreed. Round two opens early January. Completed over the Halloween/Xmas period	
1.3. Commence community grant process to support cultural events to include focus on town centre offers	Sharon Wheeler	08/10/2018	01/10/18 Round one funding opportunities marketed; bids received and evaluated; projects commence; delivery ends / evaluated; round two &c. 28/5 - Unknown if completed	
1.4 Complete High Street highway inspection and safety Audit	Highways Team	08/10/2018	04/10/2018 High Street audit completed from Pier Head to Vic Circus, no safety issues identified. Potential cosmetic improvements identified, estimated time for completion March 2019.	
1.5 Improve look of Town Centre highway.	Highways Team		28/5 - Unknown if completed	
1.6 Improve 'look and feel' of town centre	Sue Steele		02/10/18 The Make Southend Sparkle team are now conducting monthly reviews to identify defects/ issues. The "High Street Spruce-up" approach will be used to record a rolling log of issues which will be actioned and reported monthly to Place DMT. 28/5 - Unknown if completed	

2. Commission town centre events that offer a vibrant choice of leisure and entertainment for a diversity of ages, groups, lifestyles and cultures.				
2.1 Commissioning events	Scott Dolling / BID		02/10/18 Looking into the potential for Shakedown revival 26/11/18 Update- A new committee has been formed and raised over £500 sponsorship. They have attended first safety advisory group and council officers are supporting the event with help in new webpage and promotional material 28/5 - Unknown if completed	
3. Street Scene/Maintenance issues				
3.1. Board up recesses of dormant Units	Emma Cooney	08/10/2018	02/10/2008 Research under way into more interesting ways that this can be done rather than just using fencing/wooden panels e.g.. Living walls/digital displays etc. 9/11/18- Board up recesses of dormant Units (action complete)	
3.2. Advise and seek permission from retailers	Alison Dewey	08/10/2018	11/10/18 Action completed - list of business giving permission now supplied. Key locations are included within this.	
3.3. Maintain/clear rubbish from doorways	Steve Crowther	08/10/2018	work.	
3.4. Invoice landlords of work conducted with empty units	Alison Dewey	30/12/2018	28/5 - Unknown if completed	
3.5 Explore options for widening access to DISC	Alison Dewey		22/11/18 Meeting held by Alison to inform front line services of DISC functions and potential abilities. Pilot planned to explore whether it is fit for purpose by outreach services, potentially any small costs can be funded by the BID. 28/5 - Unknown if completed	
3.6. Evaluation and Monitoring of above activity	Alison Dewey	30/01/2019	Impact evaluation to follow once maintenance work as been completed 4/12/18- Update- Verbal feedback from businesses to say that it has had positive impact with regards to perception of safety and antisocial behaviour. -More quotes from business to follow	

Appendix 8 STCPG – Priorities

23/05/2018

Organisation/Department	Priorities	Who is affected by the problem	What are the harms created by the problem	What types of events contribute to the problem?	How often do these events recur?	What have/can the organisation/department done/do to reduce the problem
Essex Police - Media	Managing Community Reassurance	Residents & Visitors (Community)	Public's perception of crime rates increase and sense of safety decreases	Recent Fatal Incident has heightened public perception		Joint Media statement with SBC Media? Should this be coming from the CSP Umbrella?
	Providing Proactive/Transparent Communication					
SBC, Licencing	<i>Sent Apologies</i>					
SBC, YOS	Youth ASB	Residents, Visitors (Community) & Staff	70-80% of employees time is spent in High Street, namely at the Forum	Drugs	Daily complaints	Op Redbull in place plus other actions (See Action Plan)
			Public Perception of crime rates increase and sense of safety decreases	Not in education/employed		
			Previous use of legislation & injunctions	Location is a black spot		

Organisation/Department	Priorities	Who is affected by the problem	What are the harms created by the problem	What types of events contribute to the problem?	How often do these events recur?	What have/can the organisation/department done/do to reduce the problem
			no longer a deterrent			
Southend BID	Shoplifting	Businesses. Residents, Visitors & Community	Possible used needles left onsite near Forum	Drugs Train line close to site offering accessibility	Daily Complaints	Linked in with Multi agency 9:30am briefing. Street rangers available from 9am-6pm across the week
	Street Community		Youths using mopeds in Forum area for drug deals.			
	Youth ASB					
Forum Library	Youth Nuisance	Residents, Visitors (Community) & Staff	Groups of people in the area can be intimidating	Location is a black spot Youths aged 14-18	Daily complaints	Has increased security. Working with Police, and YOT. Shutting Doors. Banned particular youths. Have held Beat Surgery on 22/05 & 24/05
	Smell of Drugs					
SMAART, ASB	Increase reports of Street Drinking & Begging	Residents & Visitors (Community)	ASB	Projected Seasonal Increase	Daily Complaints	Linked in with Multi agency 9:30am briefing. Working with agencies including BID on new website to educate public on awareness
			Litter			
			Low Level Crime including shoplifting			
			Public Perception of crime rates increase and			

Organisation/Department	Priorities	Who is affected by the problem	What are the harms created by the problem	What types of events contribute to the problem?	How often do these events recur?	What have/can the organisation/department done/do to reduce the problem
			sense of safety decreases			
SBC, CCTV	Perception, cameras can see everything	Staff	Public Perception of crime rates increase and sense of safety decreases	Public Perception, Alcohol, Drugs	Daily	Supplying mobile camera to the Forum. College Trees create a black spot need this to be resolved
	No NTE Provision to link in with		Wellbeing of persons			
Essex Police	Perception dealing with lack of visible policing	Residents/Visitors (community) & Staff	Public Perception of crime rates increase and sense of safety decreases	Projected increase	Daily	Increased Policing since November 2017, Patrol priority plans implemented. Working with partners. (0.5% increase - 3rd smallest in the County)
	Rough sleeping		ASB			
	Youths carrying Knives		Crime and Assaults			
SBC, Parking	Street Drinking/Begging in car parks (Particularly Uni Square)	Customers and Staff	Incurs cost for clear up of hazardous waste	Displacement, design of car parks	Daily Complaints	Recently spent £10,000 on one site to clear

Organisation/Department	Priorities	Who is affected by the problem	What are the harms created by the problem	What types of events contribute to the problem?	How often do these events recur?	What have/can the organisation/department done/do to reduce the problem
			Possible Drug use & used needles left onsite			
SBC, Tourism & Promotion	Rough sleepers on seafront	Residents, Visitors (Community) & Staff	ASB Public Perception of crime rates increase and sense of safety decreases	Projected Seasonal Increase	Daily Complaints - Rough Sleepers noticed more in Mornings	Pier Staff available daily 10am-6pm, not linked by radio. Questioned First AID is this still SOS YMCA?
SBC, Waste Management	<i>Sent Apologies</i>					
Street Pastors	Rough sleepers	Residents & Visitors (Community)	Public Perception of crime rates increase and sense of safety decreases	Rough Sleepers not engaging with services	Friday & Saturday Evenings	Looking into a private initiative for an all year, all night shelter 16 volunteers, 9:30pm-4:00am
University of Essex	Perception of perspective parents	Staff & Students	Psychological impact on students Ongoing Safety	Drugs, Knives, Assaults	Daily	Closing doors. Producing a safety booklet.
SOS Bus	Working with clubs in	Residents,	Public	Alcohol, Drugs	Friday &	Working on a supply and

Organisation/Department	Priorities	Who is affected by the problem	What are the harms created by the problem	What types of events contribute to the problem?	How often do these events recur?	What have/can the organisation/department done/do to reduce the problem
	NTE	Visitors (community) & Staff	Perception of crime rates increase and sense of safety decreases Rise in violent crime		Saturday Evenings	demand (have previously worked with East Coast Social, Chameleon and Dick De Vignes)
SBC, Community Engagement	Engage with rough sleepers	Residents, Visitors (Community) & Staff	Support in place for rough sleepers, not for beggars Low Level Crime including shoplifting Increase in ASB	Projected Seasonal Increase	Daily Complaints	Fortnightly Outreach Interactions. BID has been put in for funding for outreach to be available 7 days a week 24hrs.
SBC Media	Homelessness	Residents & Visitors (Community)	Public Perception of crime rates increase and sense of safety decreases	Projected Seasonal Increase	Daily Complaints - Social media heightens the perception of crime	Joint Media statement with SBC Media? Should this be coming from the CSP Umbrella?

Organisation/Department	Priorities	Who is affected by the problem	What are the harms created by the problem	What types of events contribute to the problem?	How often do these events recur?	What have/can the organisation/department done/do to reduce the problem
	Rough sleepers		ASB			
	Begging		Low Level Crime including shoplifting			
	Empty Units		Litter			

Appendix 9 Monthly Toilet Reports

April/May 2019

LOCATION	April		May	
	Discarded drug litter	Rough sleepers	Discarded drug litter	Rough sleepers
Bell Wharf				
Chalkwell Espl.				
Chalkwell Park		4		
Crowstone			1	2
Dalmatia Road				
East Beach				
Elm Road				5
George Street				
Hamlet Court Road	41	5		10
Lagoon (Three Shells)		1	1	6
Marine Parade				
Ness Road				
Pitmans				
Seaway	1	1	3	
Shoebury Common				
Shorefields			2	5
Sutherlands Blvd		3		
Thorpe Bay Corner				
Alexandra Bowl				
Belfairs Park				
Easwood Park				
Priory park	4		7	
Shoebury Park				
Southchurch Pk				
Southchurch Pk Café			1	
Southchurch Hall Gdn	8		5	1
Total	54	14	20	29

Monthly Toilet Reports April 2018 – March 2019

LOCATION	April		May		June		July		August		September		October		November		December		January		February		March		Total incidents (by site)		
	Discarded drug litter	Rough sleepers	Discarded drug litter	Rough sleepers	Discarded drug litter	Rough sleepers	Discarded drug litter	Rough sleepers	Discarded drug litter	Rough sleepers	Discarded drug litter	Rough sleepers	Discarded drug litter	Rough sleepers	Discarded drug litter	Rough sleepers	Discarded drug litter	Rough sleepers	Discarded drug litter	Rough sleepers	Discarded drug litter	Rough sleepers	Discarded drug litter	Rough sleepers	Discarded drug litter	Rough sleepers	Discarded drug litter
Bell Wharf												2														0	2
Chalkwell Espl.																										0	0
Chalkwell Park	150	5		2		2			2	15	2	2		3	200			2	1	2		1				355	34
Crowstone		1								450	0							9		13	200*	5		13	650	41	
Dalmatia Road													3													3	0
East Beach									0	3																0	3
Elm Road		10		4	2	2						4		2		1				1	200*			2	202	26	
George Street													1													1	0
Hamlet Court Road		2		4					5	11		1	1002			13	2	5		6			6	9	1015	51	
Lagoon (Three Shells)		3						13	150	9		12		3	200	22	6	12		9	200*	12		23	556	118	
Marine Parade		6		2		4		10	0	8			6	17	8	25	6	19	12	22	6	19	404	18	442	150	
Ness Road																										0	0
Pitmans	162	69	469	21	11	4	15	7	411	14																1068	115
Seaway	1	14		3	2	2			1	7	9	6	5	4	21	2	4	5	1	4		23	3	17	47	87	
Shoebury Common																										0	0
Shorefields																										0	0
Sutherlands Blvd											1			2		10		12		1				2	0	28	
Thorpe Bay Corner																										0	0
Alexandra Bow I			1								1															2	0
Belfairs Park																										0	0
Easwood Park																										0	0
Priory park											2		6		3		3	2	1		1		3			19	2
Shoebury Park			2								1															3	0
Southchurch Pk													10		1		2	1								13	1
Southchurch Pk Café											2	4														2	4
Southchurch Hall Gdn									0	7					2											0	9
Total Incidents (by month)	313	110	472	36	15	14	15	30	1019	74	17	32	1033	31	433	75	23	67	15	58	607	60	416	84	4,378	671	

